



MEN'S RESTROOMS

Identified by a 1/4"-thick equilateral triangle with 12" long edges with the vertex pointing up. The symbol's color must contrast with that of the door.

WOMEN'S RESTROOMS

Identified by a 1/4"-thick circle with 12" diameter. The color must also contrast with that of the door.

GENDER NEUTRAL RESTROOMS

Identified by a 1/4"-thick, 12" diameter circle with the 1/4"-thick triangle with 12" edges superimposed upon it. With both elements, the sign is 1/2"-thick in the center. The vertices of the triangle must be placed at or within 1/4" from the circle's edge. The triangle's color must also contrast with the circle's which in turn must contrast with the door's.

FEDERAL ADAAG SIGN REQUIREMENTS

Adjacent wall signs that designate permanent rooms and spaces, or provide direction to or information about functional spaces of the building must comply with the ADA Standards for Accessible Design (ADAAG 703). Examples include offices, conference rooms, entrances, exits, stairways, lobbies, and restrooms.

SIGN MOUNTING REQUIREMENTS

If a wall-mounted designation sign identifying a permanent room or space is used, the sign must meet the technical requirements for braille, raised characters, visual characters, as well as the accessibility requirements for clear floor space, mounting height, and proximity to door/entrance of the room. A pictogram is not required. If a pictogram is used, however, all technical requirements as outlined by the ADAAG must accompany it.

SINGLE OCCUPANCY

As of March 1, 2017 CAAB 1732 requires all public single-user toilet facilities to be identified as all gender toilet facilities with compliant Title 24 gender neutral signage.

WHY TWO SIGNS?

California Title 24 lists two ways to identify restrooms, both on the door and mounted to the wall. This dual signage was caused by the state adopting accessible restroom requirements even before the Federal Government set its own sign standards in 1990. The symbols had become quite established and the state decided to keep them along with the new ADA requirements.

NON REQUIREMENTS

Text, braille, and gender pictograms or the international symbol of accessibility are NOT required on the geometric symbols. They are often permitted and included, but they are considered only as additional features and are not necessary for the signs to be compliant. Their inclusion is oftentimes determined by local code officials; hence, Title 24 restroom signs vary from one place to another.





	2 SIGNS REQUIRED		2 SIGNS REQUIRED		2 SIGNS REQUIRED	
	DOOR SIGN	WALL SIGN	DOOR SIGN	WALL SIGN	DOOR SIGN	WALL SIGN
12"						
12"						
12"						

FEDERAL ADAAG SIGN REQUIREMENTS

RAISED CHARACTER

- Raised character height must be a minimum of 5/8" and a maximum of 2"
- Signs with braille must have all upper-case text

FINISH AND CONTRAST

- The characters and background of all ADA signs must be eggshell, matte, or another non-glare finish
- Characters and symbols must be a color that contrasts with the background

BRAILLE (ADAAG 706.3.2)

- Must be Grade 2 braille
- If the characters are multi-line, the braille should be below all the characters and should repeat the tactile text

PICTOGRAM FIELD (ADAAG 703.6.3)

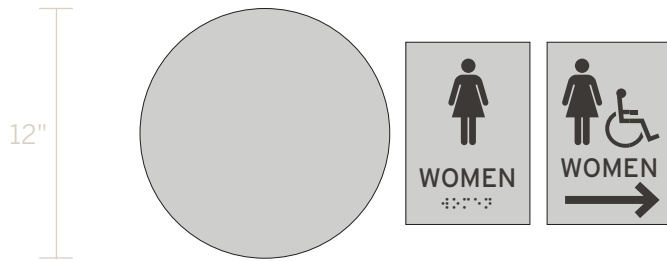
- Positioned at the top of the sign
- Minimum 6" tall
- Characters and braille are placed below the pictogram but not in the pictogram field



3 SIGNS REQUIRED

DOOR SIGN

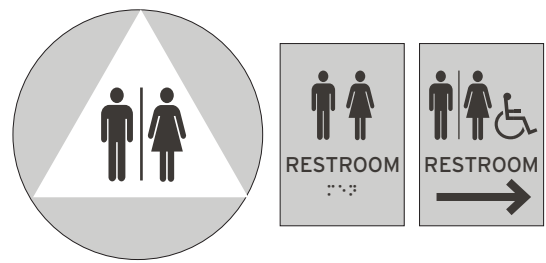
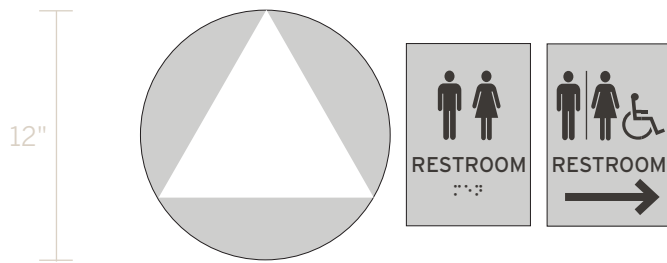
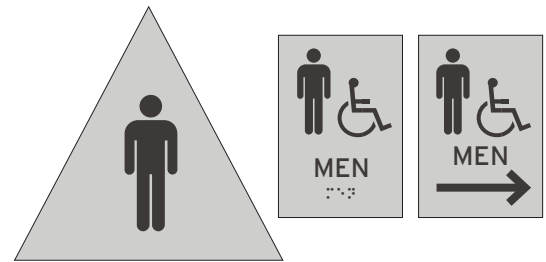
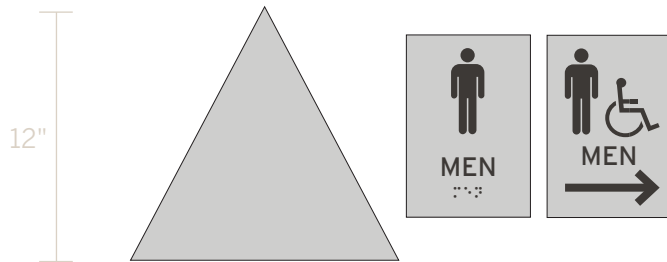
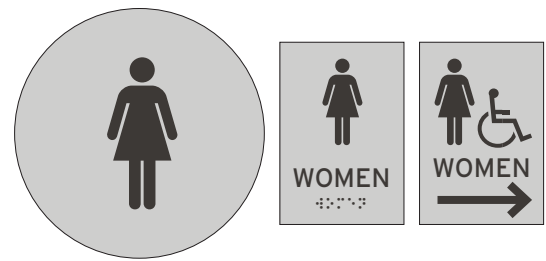
WALL SIGNS



3 SIGNS REQUIRED

DOOR SIGN

WALL SIGNS



SIGN LOCATION AND INSTALLATION

California's requirement that two signs must identify each restroom makes it essential that their installation follow the specifications in the standard. The California geometric door symbol must be centered horizontally on the door at a height of 58 inches minimum and 60 inches maximum above the finished floor or ground surface measured from the centerline of the symbol. Where a door is provided the symbol shall be mounted within 1 inch of the vertical centerline of the door. (CBC 11B-703.7.2.6)

The Federal ADAAG sign with the tactile text, braille, and possible visual features must be installed with tactile characters located 48 inches minimum above the finish floor or ground surface measured to be the baseline of the lowest Braille cells and 60 inches maximum above the finish floor or ground surface, measured to the baseline of the highest line of raised characters. The sign should be located on the wall adjacent to the latch side of the door. Where there is no wall space on the latch side, the sign should be placed on the nearest adjacent wall, preferably on the right. (CBC 11B-703.4.1-4.2)