

2000 Design Series

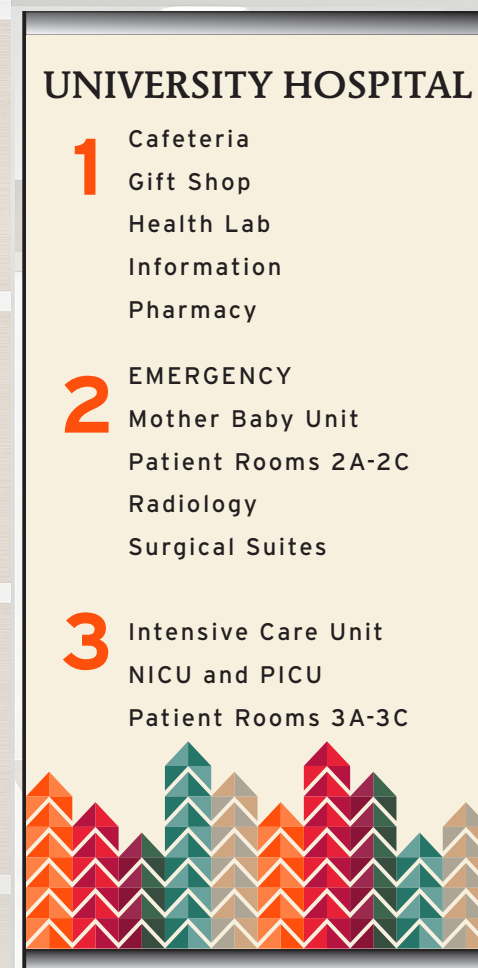
Featuring a flat, modular system in an aluminum finish that can accommodate inserts of varying thicknesses.



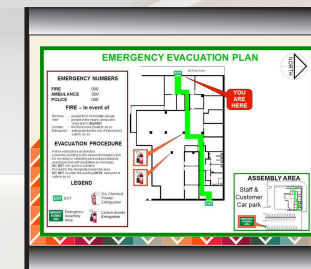
PROJECTING (P)



SUSPENDED (S)



DIRECTORY (A)




EVACUATION (C)



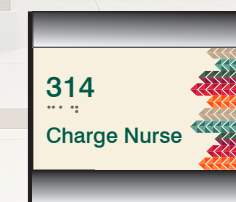
STAIRWELL (N)



DIRECTIONAL (B)



REGULATORY (J)



OFFICE/ROOM (D)



WORKSTATION (E)



UTILITY (G)